



Section 508 Acquisition Tools Focus Group

25 May 2005



Introduction





Wizard Distribution and Product Support Website

25 May 2005

Buy Accessible Wizard Product Support Site



Agency
Admin
Support

Wizard
Support
Materials

Current
Release &
History

News about
Release
Plans

Use the Buy
Accessible
Wizard



Welcome to the Buy Accessible Wizard Support Site



The Buy Accessible Wizard:

- Is a web-based application that simplifies efforts to comply with Section 508 and documents the due diligence exerted in compliance efforts
- Supports federal agency's efforts to meet acquisition responsibilities required under Section 508
- Is available at no cost to all government agencies

This site provides the most current information about:

- The Wizard
- Plans to Support Agency implementation of the Wizard
- How to download the Wizard and other supporting material
- Updates to the current release of the Wizard
- Latest news about plans for future releases of the Wizard

Click here if you are looking for general information about [Section 508](#).

This site is best viewed with [Internet Explorer 6](#) or [Netscape 7](#).

[Home](#) | [Agency Admin Login](#) | [Wizard Support Materials](#) |
[Current Release & History](#) | [Search](#)

The Buy Accessible Wizard is sponsored by GSA and based on efforts of The Accessibility Forum. For more information: www.buyaccessible.gov or click here to request more information by email: staff-1@accessibilityforum.org.

Buy Accessible Wizard Product Support Site



Agency Admin Support

Wizard Support Materials

Current Release & History

News about Release Plans

Use the Buy Accessible Wizard

Welcome to the Agency Administrator's Page for the Buy Accessible Wizard



As the Administrator for your Agency for the Buy Accessible Wizard, you can:

1. Download the current version of the Wizard for implementation in your agency (not sure what the current Version is?) [Request to Download Current Version](#).
2. Get information about the requisite products the Wizard uses (e.g., Tomcat) - this information is in the Deployment Planning Guide under Appendix 2. ([DOC format](#) - 947KB) ([PDF format](#) - 155KB)
3. [Request specific support](#) (send an email to the Wizard support team about a problem you or other agency users might be experiencing using the Wizard)
4. Get the Step by Step Implementation Instructions - this information is in the Deployment Planning Guide under Appendix 1. ([DOC format](#) - 947KB) ([PDF format](#) - 155KB)

Click here if you are looking for general information about [Section 508](#).

This site is best viewed with [Internet Explorer 6](#) or [Netscape 7](#).

[Home](#) | [Agency Admin Login](#) | [Wizard Support Materials](#) | [Current Release & History](#) | [Search](#)

The Buy Accessible Wizard is sponsored by GSA and based on efforts of The Accessibility Forum. For more information: www.buyaccessible.gov or click here to request more information by email: staff-l@accessibilityforum.org.



Buy Accessible Wizard Product Support Site



- Agency Admin Support
- Wizard Support Materials
- Current Release & History
- News about Release Plans
- Use the Buy Accessible Wizard

There are several supporting materials that provide more information about the Wizard. Click on the item you wish to download.



Deployment Planning Guide: describes the Wizard Application, the operating environment, agency administrator roles and responsibilities, how to get users started using the Wizard, installation tasks, how to get support, security considerations, step by step implementation instructions, the list and current release level of requisite products, and the data base schema. ([DOC format](#) - 947KB) ([PDF format](#) - 155KB)

The Wizard User Manual: text version from the Wizard describing steps and actions screen by screen. ([PDF format](#) - 644KB)

[Overview of Wizard for Training:](#) brief set of slides describing the Wizard and how it is used.

Click here if you are looking for general information about [Section 508](#).

This site is best viewed with [Internet Explorer 6](#) or [Netscape 7](#).

[Home](#) | [Agency Admin Login](#) | [Wizard Support Materials](#) | [Current Release & History](#) | [Search](#)

The Buy Accessible Wizard is sponsored by GSA and based on efforts of The Accessibility Forum. For more information: www.buyaccessible.gov or click here to request more information by email: staff-i@accessibilityforum.org.



Buy Accessible Wizard Product Support Site



- Agency Admin Support
- Wizard Support Materials
- Current Release & History
- News about Release Plans
- Use the Buy Accessible Wizard

This page lists information about the current release, news about planned releases, and the release history for the Wizard.



The current version of the Buy Accessible Wizard is: 1.5.2

[Request to Download this version](#)

[News about Release Plans](#): go to the Accessibility Forum website for the latest news about plans for new releases of the Wizard.

[Certification and Accreditation \(PDF - 753KB\)](#): the Wizard application has been certified for security conformance to GSA guidelines.


Release History:

Release 1.5: Available April 1, 2005
Provides market research support for acquisitions (emphasis was on micropurchases)

Release 1.0: Available September 30, 2004
Provided support for determining relevance of Section 508 to an acquisition and all applicable provisions from the Access Board Standard for the acquisition

Click here if you are looking for general information about [Section 508](#).

This site is best viewed with [Internet Explorer 6](#) or [Netscape 7](#).



Accessibility Forum

- About the Forum
- FAQs
- Current Efforts
- What's New
- Events
- Sitemap/Search
- Document Library

The Accessibility Forum brings accessibility stakeholders together to support informed decisions about E&IT products relative to Section 508.

News about the Buy Accessible Wizard

Federal agencies, when acquiring Electronic and Information Technology (E&IT), must meet specific responsibilities required under Section 508:

- Applicability: Identify the specific accessibility standards that apply to any procurement
- Market Research: Perform market research to determine the availability of compliant products and services

The Buy Accessible Wizard is web-based application that automates carrying out these responsibilities effectively and efficiently and providing documentation as part of due diligence for compliance.

Reference: Federal Register Volume 66, No, 80, April 25, 2001, page 20895
<http://www.gpoaccess.gov/fr/search.html>

Document: fr25ap01R Federal Acquisition Regulations; Electronic and Information
(Refer to Requirements Development, Market Research, and Solicitations in the document)

Buy Accessible Wizard Release Plan

Release 1

Release 1 of the Wizard supports the requirement to identify applicable provisions from the Access Board's Accessibility Standards (applicability) and has been in use since October 2004. With the features included in this release users will be able to document for any procurement:

- the relevance of Section 508
- the applicable provisions from the Standard to any specific acquisition
- any general exception to Section 508 requirements that might apply

Release 2

Release 2 of the Wizard, in addition to providing all the features of Release 1, will support the requirement for doing market research to determine the availability of compliant products and services (market research). Release 2 will provide full integration of the Buy Accessible portal with the micropurchase data base (developed in Release 1.5—see below) as the means for providing market research information to Wizard users through the Market Research Data Center.

Release 2 will be available on or before September 30, 2005.

Release 1.5



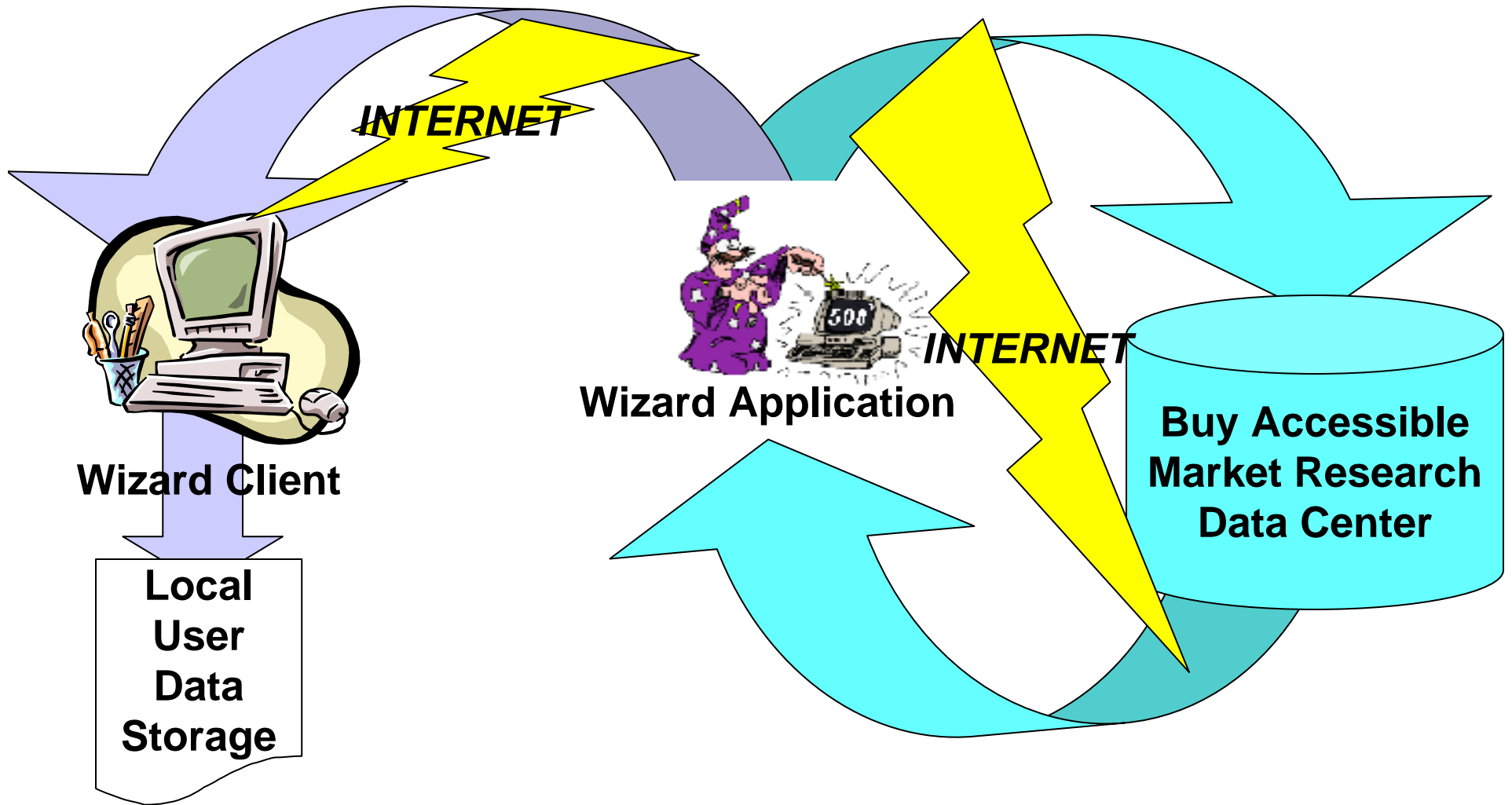
Buy Accessible Wizard R 1.5 Issue Log and Release Plan

25 May 2005

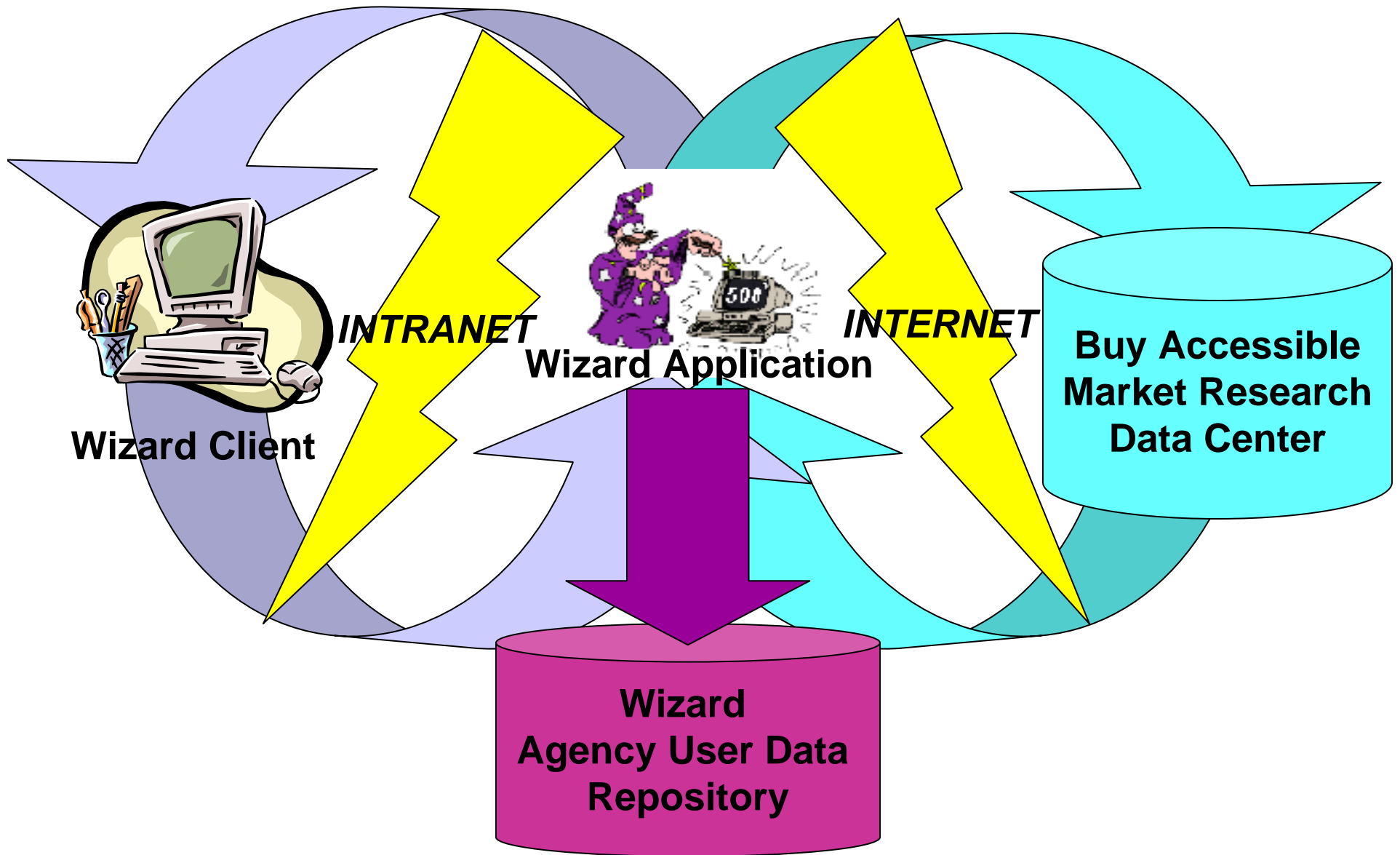
Release 1.5 Issue Log

- Approximately ~~40~~ 60 issues for R 1.5.0
 - Release 1.5.0 Internet configuration only
 - ‘Bug Fix’ internal 1.5.1 closed 18 issues
 - Release 1.5.2 closed 26 more issues
 - Continuous improvement addressing the rest (16)
- Approximately 20 issues for Release 1.5.2
 - Release 1.5.2 supports both Internet (public) and Intranet (agency) configurations
 - Establishes a new baseline for new issue log

Wizard Release 1.5 'internet'



Wizard Release 1.5 'intranet'



Buy Accessible Wizard Incremental Release Plan

- Release 1.6 targeted for mid July
 - Macro purchase COTS scenario
- Release 1.7 targeted for mid August
 - Custom E&IT acquisition scenario
- Release 1.8 targeted for mid Sept
 - Bundled acquisition scenario
- ‘Cleanup’ Release 1.9 target end Sept
 - This is the *Beta Wizard Release 2.0!*



Buy Accessible Market Research Data Center

25 May 2005

Buy Accessible Market Research Data Center

- Evolution of GSA Buy Accessible Portal
 - Repository of vendor information and references to E&IT accessibility data
 - Information consumer 'shopping' support
 - Information producer use case support
- Integration with Buy Accessible Wizard
 - New interface for information consumers
 - New types of market research information



The Legacy Buy Accessible Market Research Portal

25 May 2005

Buy Accessible Portal

- Information Content in Buy Accessible
 - Vendor ‘gateway’ sites for accessibility
 - Vendor capability statements
 - Some links to specific product information (VPAT)
- User Interfaces for Buy Accessible
 - Supporting consumers ‘shopping for information’
 - Supporting producer registration use cases
- Management and governance process
 - Authorization, security, privacy, quality, ...

Mining the Data in Buy Accessible

- Transferring current information content
 - Existing vendors and registered products/services
- Navigating vendor gateway sites to access and register specific accessibility information
 - VPAT information for individual products
- Deriving a new type of data from existing VPAT information
 - Product level summary accessibility claims

Market Research FAR Part 10

10.002 Procedures

- (a) Acquisitions begin with a description of the Government's needs stated in terms sufficient to allow conduct of market research.
- (b) Market research is then conducted to determine if commercial items or nondevelopmental items are available to meet the Government's needs or could be modified to meet the Government's needs.
 - (1) The extent of market research will vary, depending on such factors as urgency, estimated dollar value, complexity, and past experience. Market research involves obtaining information specific to the item being acquired

Deriving Summary Product Level Claim from a VPAT

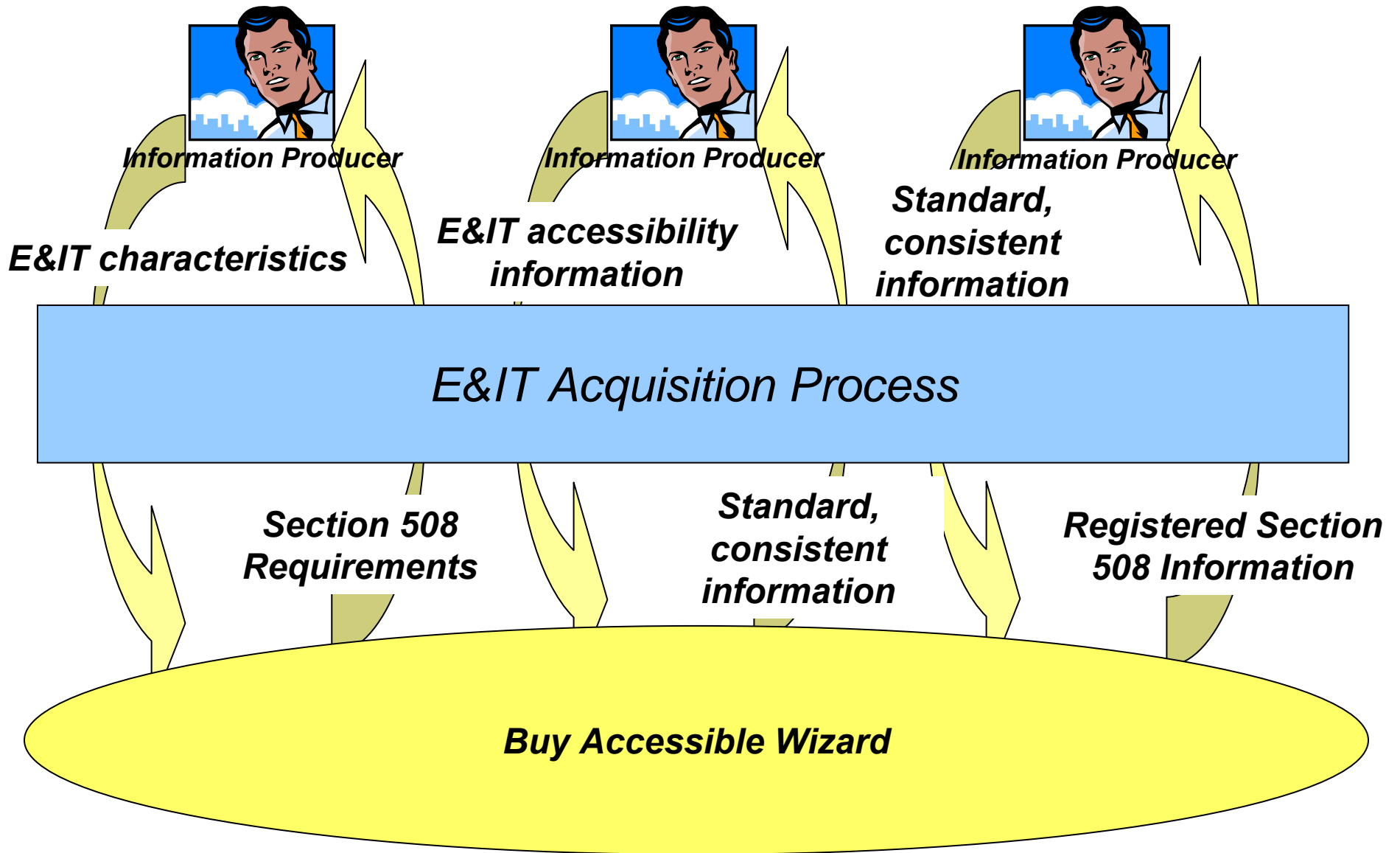
- If all applicable provisions claim “fully supports”, then summary product claim is “fully supports”
 - if an applicable provision claims “equivalent facilitation”, interpret as “fully supports”
- If all applicable provisions claim “does not support”, then summary product claim is “does not support”
- If all applicable provisions claim “supports with compatible AT”, then summary product claim is “supports with compatible AT”
- If any combination/mixture of the values (“fully supports”, “partially supports”, “equivalent facilitation”, or “supports with compatible AT”), then summary product claim is “partially supports”



User Scenarios for Information Producers

25 May 2005

Information Producers



Producer Use Cases

- Determine Applicable Requirements
 - Section 508 Relevance and Applicability
- Produce Market Research Information
 - Templates for standard types and formats
 - Content form fillers for consistent language
- Register External Reference to Information
 - Information hosted and maintained by producer
 - Register pointer to producer owned information

Produce Information

- Information identifying the vendor and related E&IT products or services as appropriate
 - Vendor to Data Center: one to one
 - Vendor to E&IT data: one to many
- Templates for standard format structure
 - Data types for both COTS and Custom Service
 - Standard language for comparable content

Register with Data Center

- Register one time as vendor, then once for each E&IT product or service as appropriate
 - 1 to 1 relationship between vendor and Index
 - 1 to many relationship between vendor and E&IT
 - 1 to many relationship between E&IT and information
- Register references to the information
 - Producer owns, hosts, and maintains information

Section 508: The Road to Accessibility - Microsoft Internet Explorer

File Edit View Favorites Tools Help

Back Forward Stop Home Search Favorites Media Print Mail News RSS


Address <http://www.section508.gov/index.cfm?FuseAction=Register> Go Links Customize Links Free Hotmail Google

Site Layout Controls

Change Font Verdana

Change Font Size 12px

Enter



Section 508

www.section508.gov

[Buy Accessible](#) | [508 Law](#) | [508 & You](#) | [508 Training](#) | [508 Coordinators](#) | [Accessibility Forum](#) | [FAQs](#) | [Events](#)

Search

Buy Accessible Products
 Buy Accessible Services
 Section 508 Website

Search Clear

Additional Links

- ❖ [Advanced Search](#)
- ❖ [Communications/Media](#)
- ❖ [508 Tools & Resources](#)
- ❖ [AT Showcase](#)
- ❖ [Contact Us](#)

Buy Accessible Vendor Registration

Before registering as a new vendor, please be sure to check the [Registered Companies List](#) to see if your company has already been registered in the Buy Accessible database. If you cannot find your company name in the dropdown list of vendors, you will be able to add your company as a new vendor in the Buy Accessible database.

If your company is already listed as a vendor, your registration to be added as a new user will automatically be forwarded to the designated primary "Buy Accessible" administrator in your company. It is then up to the primary administrator to verify your information and decide whether or not you will be given access to add products to your company's profile. Your company's primary administrator name is included in the return email confirmation you receive after you register. Because your company profile information is maintained by your company's primary administrator, our web team cannot determine the length of time it will take to process your registration request. However, if you have not received notice of a status decision within 48 business hours, please email buy.accessible@gsa.gov with your information.


If your company is not listed and you proceed to register your company, you will be automatically assigned as the **primary administrator** for your business. As primary administrator, you have the option to update and maintain the information that you provide in your Buy Accessible company profile.

New Vendor Registration Form (* Required Field)

* First Name

* Last Name

- ❖ [Secure Login](#)
- ❖ [Register For The 508 Universe](#)
- ❖ Register For Buy Accessible:
 - [Product Vendors](#)
 - [Service Providers](#)
- ❖ [Check Vendor Status](#)

 [Printer Friendly](#)

Internet

Section 508: The Road to Accessibility - Microsoft Internet Explorer

File Edit View Favorites Tools Help

Back Forward Stop Home Search Favorites Media Print Mail News RSS

Address <http://www.section508.gov/index.cfm?FuseAction=Register> Go Links Customize Links Free Hotmail Google

Search

- Buy Accessible Products
- Buy Accessible Services
- Section 508 Website

Search Clear

Additional Links

- Advanced Search
- Communications/Media
- 508 Tools & Resources
- AT Showcase
- Contact Us

Buy Accessible Vendor Registration

Before registering as a new vendor, please be sure to check the [Registered Companies List](#) to see if your company has already been registered in the Buy Accessible database. If you cannot find your company name in the dropdown list of vendors, you will be able to add your company as a new vendor in the Buy Accessible database.

If your company is already listed as a vendor, your registration to be added as a new user will automatically be forwarded to the designated primary "Buy Accessible" administrator in your company. It is then up to the primary administrator to verify your information and decide whether or not you will be given access to add products to your company's profile. Your companies primary administrator name is included in the return email confirmation you receive after you register. Because your company profile information is maintained by your company's primary administrator, our web team cannot determine the length of time it will take to process your registration request. However, if you have not received notice of a status decision within 48 business hours, please email buy.accessible@gsa.gov with your information.

If your company is not listed and you proceed to register your company, you will be automatically assigned as the **primary administrator** for your business. As primary administrator, you have the option to update and maintain the information that you provide in your Buy Accessible company profile.

New Vendor Registration Form (* Required Field)

* First Name	<input type="text" value="Enter First Name"/>
* Last Name	<input type="text" value="Enter Last Name"/>
* E-mail Address	<input type="text" value="Enter Email Address"/>
* Telephone Number	<input type="text" value="Enter Telephone Number"/>
FAX Number	<input type="text" value="Enter Fax Number"/>
Company:	<input type="text" value="My Company Is Not Listed"/>

- Secure Login
- Register For The 508 Universe
- Register For Buy Accessible:
 - [Product Vendors](#)
 - [Service Providers](#)
- Check Vendor Status



Market Research Data Center Release 0.5 Beta Demonstration and Discussion

25 May 2005

(<http://emgbaw.altarum.org/bad>)



Welcome to the Buy Accessible Data Center!

Site Layout Controls

Change Font

Change Font Size

[Home](#) | [Browser](#) | [Glossary](#) | [User Manual](#) | [Logon](#)

The Buy Accessible Data Center is a tool to facilitate compliance with Section 508.

Please login to start a BAD session.

User Login

Login Name

Password

Login



[What is the Buy Accessible Data Center?](#)

[How can I register my Company?](#)

[How can I register my Products or Services?](#)

[To register as an E&IT vendor click here](#)

Links to Other Resources: [Section508.gov](#) [U.S. Access Board](#)

[Questions or Comments](#)



Vendor Registration Console

Site Layout Controls

Change Font
Change Font Size

[Home](#) | [Browser](#) | [Glossary](#) | [User Manual](#) | [Logon](#)

Create User Profile.

Notice : The Buy Accessible Wizard is a web-based application to facilitate compliance with the requirements of Section 508. The Wizard can be used by anyone by proceeding in as "guest" (clicking "Proceed" on the welcome page) to access the full functionality of the Wizard without any data save privileges.

To register, the vendor is required to provide information necessary to associate them with their data. Please review [Security and Privacy Policy Statements](#). Only the registered vendors are provided data management capabilities.

GSA will audit vendor registration and contact anyone who might not be using the Wizard according to the guidelines. Abuse will result in removal as a "registered vendor".

Username (required)	<input type="text"/>
Password (required)	<input type="password"/>
Re-enter password (required)	<input type="password"/>
Enter Point of Contact Fullname (required)	<input type="text"/>
Enter Point of Contact Email (required)	<input type="text"/>
Enter Point of Contact Phone (required)	<input type="text"/>
Enter Point of Contact Fax (optional)	<input type="text"/>
Organization Type	<input checked="" type="radio"/> General Vendor <input type="radio"/> Assistive Technology Vendor
Enter Company Name (required)	<input type="text"/>
Business Role	<input checked="" type="radio"/> Manufacturer or Service Provider



Welcome to the Buy Accessible Data Center!

Site Layout Controls

Change Font
Change Font Size

[Home](#) | [Browser](#) | [Glossary](#) | [User Manual](#) | [Logon](#)

The Buy Accessible Data Center is a tool to facilitate compliance with Section 508.

Please login to start a BAD session.

User Login

Login Name

Password



[What is the Buy Accessible Data Center?](#)

[How can I register my Company?](#)

[How can I register my Products or Services?](#)

[To register as an E&IT vendor click here](#)

Links to Other Resources: [Section508.gov](#) [U.S. Access Board](#)

[Questions or Comments](#)



B.A.D. Administrator Console

Site Layout Controls

Change Font

Change Font Size

[Home](#) | [Browser](#) | [Glossary](#) | [User Manual](#) | [My Profile](#) | [Change Password](#) | [Logout](#)

logged in: admin

E&IT registered vendor users

Select a registered user, then Click **Open**, **Approve**, **Edit** or **Delete**.
Or select **Create** to create a new User and Add to an existing Vendor.



User Id	User Name	Contact Name	Vendor Name	Approved
<input type="radio"/> 2	canon	N/A	Canon U.S.A., Inc.	false
<input type="radio"/> 3	panasonic	Eugene Seagriff	Panasonic	false
<input type="radio"/> 4	microsoft	N/A	Microsoft Corporation	false
<input type="radio"/> 5	hewlett		Hewlett-Packard	false
<input type="radio"/> 6	dell	Ellen Trick	Dell Computer Corporation	false
<input type="radio"/> 7	ibm	Debra Gonzalez	IBM Corporation	false
<input type="radio"/> 8	hisoftware	Dana Louise Simberkoff	HiSoftware	false
<input type="radio"/> 9	adobe	Greg Pisocky	Adobe Systems	false
<input type="radio"/> 10	ssb	Mike Schutte	SSB Technologies	false
<input type="radio"/> 11	freedom	Jeff Ermold, Sales Manager	Freedom Scientific, Inc.	false



B.A.D. Administrator Console

Site Layout Controls

Change Font

Change Font Size

[Home](#) | [Browser](#) | [Glossary](#) | [User Manual](#) | [My Profile](#) | [Change Password](#) | [Logout](#)

logged in: admin

Successfully approved User id: 6

E&IT registered vendor users

Select a registered user, then Click **Open**, **Approve**, **Edit** or **Delete**.
Or select **Create** to create a new User and Add to an existing Vendor.



User Id	User Name	Contact Name	Vendor Name	Approved
<input type="radio"/> 2	canon	N/A	Canon U.S.A., Inc.	true
<input type="radio"/> 3	panasonic	Eugene Seagriff	Panasonic	false
<input type="radio"/> 4	microsoft	N/A	Microsoft Corporation	false
<input type="radio"/> 5	hewlett		Hewlett-Packard	false
<input checked="" type="radio"/> 6	dell	Ellen Trick	Dell Computer Corporation	true
<input type="radio"/> 7	ibm	Debra Gonzalez	IBM Corporation	false
<input type="radio"/> 8	hisoftware	Dana Louise Simberkoff	HiSoftware	false
<input type="radio"/> 9	adobe	Greg Pisocky	Adobe Systems	false
<input type="radio"/> 10	ssb	Mike Schutte	SSB Technologies	false



Vendor User Information

Site Layout Controls

Change Font

Change Font Size

[Home](#) | [Browser](#) | [Glossary](#) | [User Manual](#) | [My Profile](#) | [Change Password](#) | [Logout](#)

logged in: admin

Create User

User Name:

User Password:

Confirm Password:

Contact Name:

Approved:

Associate New User with Vendor:

Links to Other Resources: [Section508.gov](#) [U.S. Access Board](#)

[Questions or Comments](#)



B.A.D. Administrator Console

Site Layout Controls

Change Font

Change Font Size

[Home](#) | [Browser](#) | [Glossary](#) | [User Manual](#) | [My Profile](#) | [Change Password](#) | [Logout](#)

logged in: admin

Successfully created User: Fred

E&IT registered vendor users

Select a registered user, then Click **Open**, **Approve**, **Edit** or **Delete**.
Or select **Create** to create a new User and Add to an existing Vendor.



User Id	User Name	Contact Name	Vendor Name	Approved
<input type="radio"/> 2	canon	N/A	Canon U.S.A., Inc.	true
<input type="radio"/> 3	panasonic	Eugene Seagriff	Panasonic	false
<input type="radio"/> 4	microsoft	N/A	Microsoft Corporation	false
<input type="radio"/> 5	hewlett		Hewlett-Packard	false
<input type="radio"/> 6	dell	Ellen Trick	Dell Computer Corporation	true
<input type="radio"/> 7	ibm	Debra Gonzalez	IBM Corporation	false
<input type="radio"/> 8	hisoftware	Dana Louise Simberkoff	HiSoftware	false
<input type="radio"/> 9	adobe	Greg Pisocky	Adobe Systems	false
<input type="radio"/> 10	ssb	Mike Schutte	SSB Technologies	false



Welcome to the Buy Accessible Data Center!

Site Layout Controls

Change Font

Change Font Size

[Home](#) | [Browser](#) | [Glossary](#) | [User Manual](#) | [Logon](#)

The Buy Accessible Data Center is a tool to facilitate compliance with Section 508.

Please login to start a BAD session.

User Login

Login Name

Password



- [What is the Buy Accessible Data Center?](#)
- [How can I register my Company?](#)
- [How can I register my Products or Services?](#)
- [To register as an E&IT vendor click here](#)

Links to Other Resources: [Section508.gov](#) [U.S. Access Board](#)

[Questions or Comments](#)



Welcome to the Buy Accessible Data Center!

Site Layout Controls

Change Font

Change Font Size

[Home](#) | [Browser](#) | [Glossary](#) | [User Manual](#) | [Logon](#)

B.A.D. Error

The following errors were encountered:

- The user is not approved - please contact the B.A.D. Administrator

The Buy Accessible Data Center is a tool to facilitate compliance with Section 508.

Please login to start a BAD session.

User Login

Login Name

Password



[What is the Buy Accessible Data Center?](#)

[How can I register my Company?](#)

[How can I register my Products or Services?](#)

[To register as an E&IT vendor click here](#)

Links to Other Resources: [Section508.gov](#) [U.S. Access Board](#)

[Questions or Comments](#)



Welcome to the Buy Accessible Data Center!

Site Layout Controls

Change Font

Change Font Size

[Home](#) | [Browser](#) | [Glossary](#) | [User Manual](#) | [Logon](#)

The Buy Accessible Data Center is a tool to facilitate compliance with Section 508.

Please login to start a BAD session.

User Login

Login Name

Password



- [What is the Buy Accessible Data Center?](#)
- [How can I register my Company?](#)
- [How can I register my Products or Services?](#)
- [To register as an E&IT vendor click here](#)

Links to Other Resources: [Section508.gov](#) [U.S. Access Board](#)

[Questions or Comments](#)



Vendor Product Browser

Site Layout Controls

Change Font:
Change Font Size:

[Home](#) | [Browser](#) | [Glossary](#) | [User Manual](#) | [My Profile](#) | [Change Password](#) | [Logout](#) logged in: dell

Products/Services registered for Dell Computer Corporation

Select an existing product then click Edit or Delete, or select Create to register a new Product.



[What kind of accessibility information do I need to register my product or service?](#)
[How can I register multiple products or services?](#)

Register Multiple Products:

Product Id	Name	Description	Accessibility Info
<input type="radio"/> 23	Dell Dimension (TM) Desktop	Desktop Product Line for Consumers and Small Departments. Best for stand-alone or small network environments.	http://www.dell.com/downloads/us/fed/508/hardware508.xls
<input type="radio"/> 24	Dell Optiplex(TM) Desktop	Desktop Product Line for Large Networks and Managed Environments. Small Minitower, Low-Profile, Mid-size Desktop, and Small Form Factor Chassis.	http://www.dell.com/downloads/us/fed/508/hardware508.xls
<input type="radio"/> 47	Dell Inspiron(TM) Notebook	Notebook Product Line for Consumers and Small Departments. Best for stand-alone or small network environments.	http://www.dell.com/downloads/us/fed/508/hardware508.xls



Vendor Registration Console

Site Layout Controls

Change Font

Change Font Size

[Home](#) | [Browser](#) | [Glossary](#) | [User Manual](#) | [My Profile](#) | [Change Password](#) | [Logout](#)

logged in: dell

Edit User Profile.

Notice : The Buy Accessible Wizard is a web-based application to facilitate compliance with the requirements of Section 508. The Wizard can be used by anyone by proceeding in as "guest" (clicking "Proceed" on the welcome page) to access the full functionality of the Wizard without any data save privileges.

To register, the vendor is required to provide information necessary to associate them with their data. Please review [Security and Privacy Policy Statements](#). Only the registered vendors are provided data management capabilities.

GSA will audit vendor registration and contact anyone who might not be using the Wizard according to the guidelines. Abuse will result in removal as a "registered vendor".

Username (required)	<input type="text" value="dell"/>
Enter Point of Contact Fullname (required)	<input type="text" value="Ellen Trick"/>
Enter Point of Contact Email (required)	<input type="text" value="ellen_trick@dell.com"/>
Enter Point of Contact Phone (required)	<input type="text" value="512-723-4967"/>
Enter Point of Contact Fax (optional)	<input type="text" value="N/A"/>
Organization Type	<input checked="" type="radio"/> General Vendor <input type="radio"/> Assistive Technology Vendor
Company Name	Dell Computer Corporation
Business Role	<input checked="" type="radio"/> Manufacturer or Service Provider <input type="radio"/> Distributor or Reseller
Enter Company Website (required)	<input type="text" value="http://www.dell.com"/>



Product Registration Information

Site Layout Controls

Change Font

Change Font Size

[Home](#) | [Browser](#) | [Glossary](#) | [User Manual](#) | [My Profile](#) | [Change Password](#) | [Logout](#)

logged in: dell

Product Name:

Product Type:

- Desktop Computer
- Handheld / PDA
- PDA / Cellphone
- Laptop / Notebook Computer
- Thin Client
- Workstation Computer
- Copier
- Color Copier

[How can I add a new Product type?](#)

Product Model/Version Number:

Product Description:

Additional Information (include URL if necessary):

Accessibility Point of Contact:

Accessibility Point of Contact Phone:

Accessibility Point of Contact Email:

508 Compliance Level:

[How can I determine the 508 Compliance Level?](#)



Product Registration Information

Site Layout Controls

Change Font

Change Font Size

[Home](#) | [Browser](#) | [Glossary](#) | [User Manual](#) | [My Profile](#) | [Change Password](#) | [Logout](#)

logged in: dell

B.A.D. Error

The following errors were encountered:

- Product Name is required.
- Selected Product type is required.
- Product totalApplicable is required.
- Product totalSupported is required.
- Product totalPartial is required.
- Product vpat_url is required.
- Product description is required.

Product Name:

Product Type:

- Audio / Visual Product
 - A / V Software
 - Audio Product
 - Headset
 - Telephone Headset
 - Microphone
 - Wireless Microphone
 - Projector

[How can I add a new Product type?](#)

Product Model/Version Number:



Data Center Governance and Maintenance

25 May 2005

Data Center Governance

- *Govern*: to control and direct the making and administration of policy ...
 - Who can register with the Data Center?
 - Policy is in place for the legacy Buy Accessible Portal
 - How is authentication and access controlled?
 - Manual process for legacy Buy Accessible Portal to define authorized user names and passwords
 - What kind of information may/must be registered?
 - Defined by the Focus Group and reviewed by consumer and producer stakeholders

Data Center Governance

- More questions about Data Center policies ...
 - Who can view information in the Data Center?
 - *Anyone can view the legacy Buy Accessible Portal content*
 - How is the information quality assured?
 - *Legacy Buy Accessible Portal uses an intermittent manual review and verification process, and responds to specific quality concerns expressed by direct user feedback*
 - How is the currency of information maintained?
 - *Legacy Buy Accessible Portal relies on information providers to voluntarily monitor and maintain their data*
- How is the Data Center governance managed?

Modify / Maintain Information

- Variant of Produce Information Use Case
 - Information identifying the vendor and each related E&IT product or service offering
 - Templates for standard format structure
 - Form fillers for consistent content
- How to verify producer authenticity?
 - Part of the required 'governance' process

Buy Accessible Market Research Data Center Release Plan

- Data Center Release 0.5 targeted for June
 - Initial information producer use case support
 - Additional incremental releases possible, based on Focus Group feedback and Data Center Issue Log
- Data Center Release 1.0 target September
 - Concurrent with the Wizard Release 2.0



Discussion on Buy Accessible Wizard Release 2.0

25 May 2005

COTS E&IT Product 'Macro-Purchase'

- Requiring Official interacts with the Wizard to identify the specific Section 508 requirements that apply to the particular E&IT acquisition
 - Detailed determination of the relevance and specific applicability of Section 508 provisions
- Requiring Official continues with consumer use cases for needs assessment market research
 - Shopping for detailed (provision-level) information about product capabilities w.r.t. 508 requirements
 - Preliminary detailed (provision-level) market analysis using detailed information about specific products

Custom E&IT Solution Acquisition

- COTS E&IT Product Buy
 - E&IT characteristics known up front
 - Pre-solicitation product information available
 - Vendor capability statement and specific product data
 - Typically lower product cost and complexity
- Custom E&IT Solution Acquisition
 - E&IT characteristics *not* known up front
 - Pre-solicitation product information *not* available
 - Vendor capability statement only, no specific product data
 - Typically *higher* system cost and complexity

Bundled E&IT Acquisition

- Requiring Official interacts with the Wizard *multiple times* to identify the specific Section 508 requirements that apply to the particular E&IT acquisition
 - Detailed determination of the relevance and specific applicability *for each E&IT requirement in the bundle*
- Requiring Official continues with consumer use cases for needs assessment market research
 - *Separate Wizard summary generated for each different E&IT requirement in the acquisition bundle*
 - *Multiple summaries related together using 'procurement number' in summary profile information*




Next Steps

25 May 2005

What's Next?

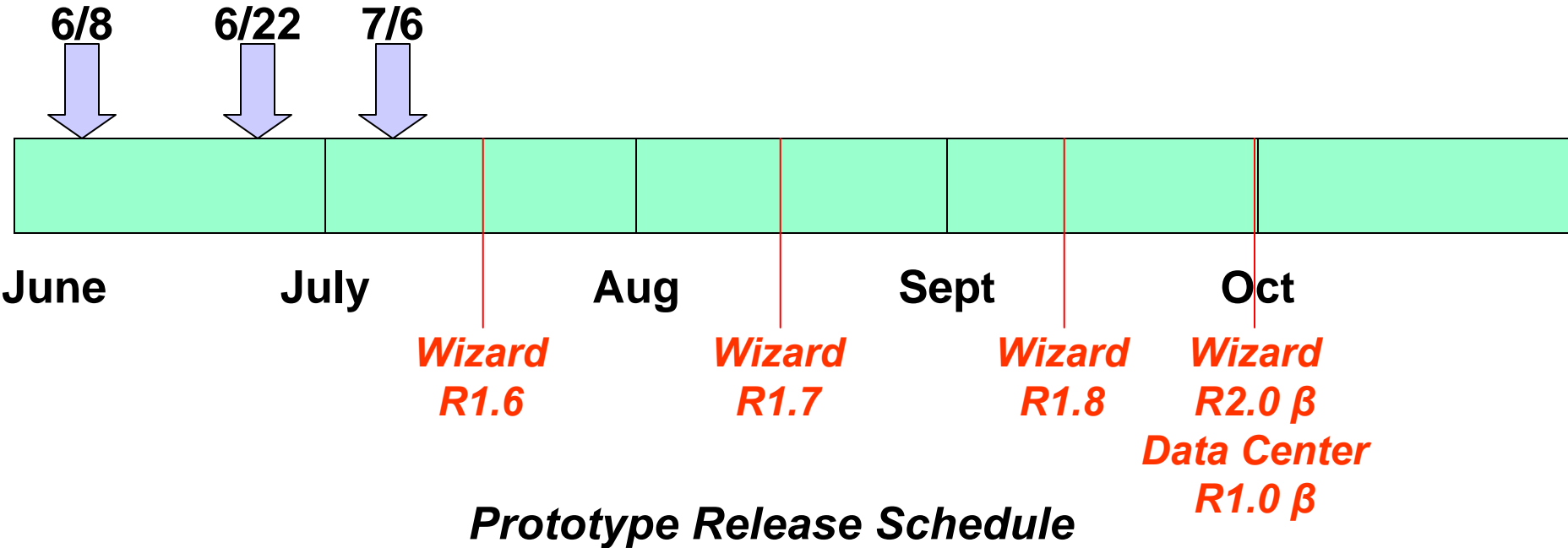
- Market Research Data Center release 0.5
 - Prototype development schedule
 - Migrate legacy Buy Accessible Portal content
- Buy Accessible Wizard release 1.5.x
 - Intranet deployment with various agencies
 - Micropurchase market research 'seed' data
- Meeting Schedule
 - Next meeting set for June 8, 2005

Development Timeline



Development Timeline

Focus Group Meeting Schedule



Prototype Release Schedule



Thank You